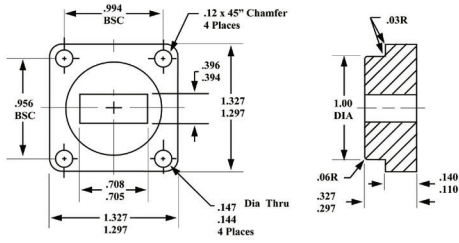
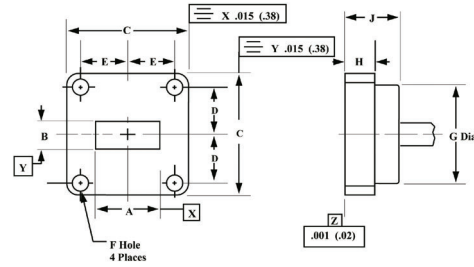


UG-419/U Flange (WR-62)



Cover Flanges — Finished Flange and Waveguide UG-419/U Flange (WR-62)

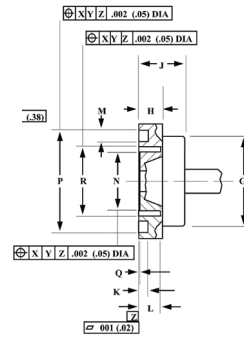
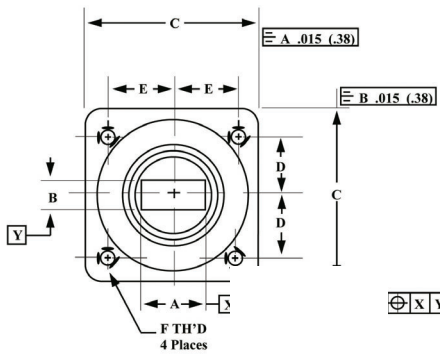


MIWV Band	Frequency Band (GHz)	MIL Part Number M3922/53	A	B	C .015 (.38)	D BSC	E BSC	F ± .003 (.08)	G ± .015 (.38)	H ± 0.15 (.38)	J ± .015 (.38)	MIWV Flange Bank
Ku	12.4 18.0	-4/005	.622 ± .002 (15.8) (.05)	.311 ± .002 (.79) (.05)	1.312 33.32	4.78 (12.14)	.497 (12.62)	.144 (3.66)	1.000 (25.40)	.125 (3.18)	.313 (7.95)	UG-419/U Flange

Appendix F

Choke Flanges

Finished Flange and Waveguide



MIWV Band	Frequency Band (GHz)	MIL Part Number M3922/59	MIWV FLG. ESIG.	A	B	C .015 (.38)	D BSC	E BSC	F	G ± .015 (.38)	H ± .015 (.38)	J ± .015 (.38)	K ± .002 (.05)	L ± .002 (.05)	M ± .002 (.05)	N ± .002 (.05)	P ± .002 (.05)	Q ± .001 (.03)	R ± .002 (.05)
Ku	12.4 18.0	-2/001	UG541	.622±.002 (15.8)(.05)	.311±.002 (7.9)(.05)	1.312 (33.32)	.478 (12.14)	.497 (12.62)	.138-32 UNC-2B	1.000 (25.40)	.188 (4.78)	.375 (9.53)	.113 (2.87)	.190 (4.83)	1.58 (4.01)	.710 (18.03)	1.208 (30.68)	.0075 (.19)	.828 (21.03)
K	18.0 26.5	-2/003	UG596	.420±.002 (10.67)(.05)	.170±.002 (4.32)(.05)	.875 (22.23)	.335 (8.51)	.320 (8.13)	.112-40 UNC-2B	.625 (15.88)	.156 (3.96)	.285 (7.24)	0.42 (1.07)	.129 (3.28)	0.87 (2.21)	.472 (11.99)	.761 (19.33)	.005 (.13)	.536 (13.61)
A	26.5 40.0	-2/005	UG600	.280±.0014 (7.11)(.04)	.140±.0014 (3.56)(.04)	.750 (19.05)	.265 (6.73)	.250 (6.35)	.112-40 UNC-2B	.500 (12.70)	.109 (2.77)	.210 (5.33)	.050 (1.27)	.086 (2.18)	.096 (2.44)	.321 (8.15)	.596 (15.14)	.003 (.08)	.372 (9.45)