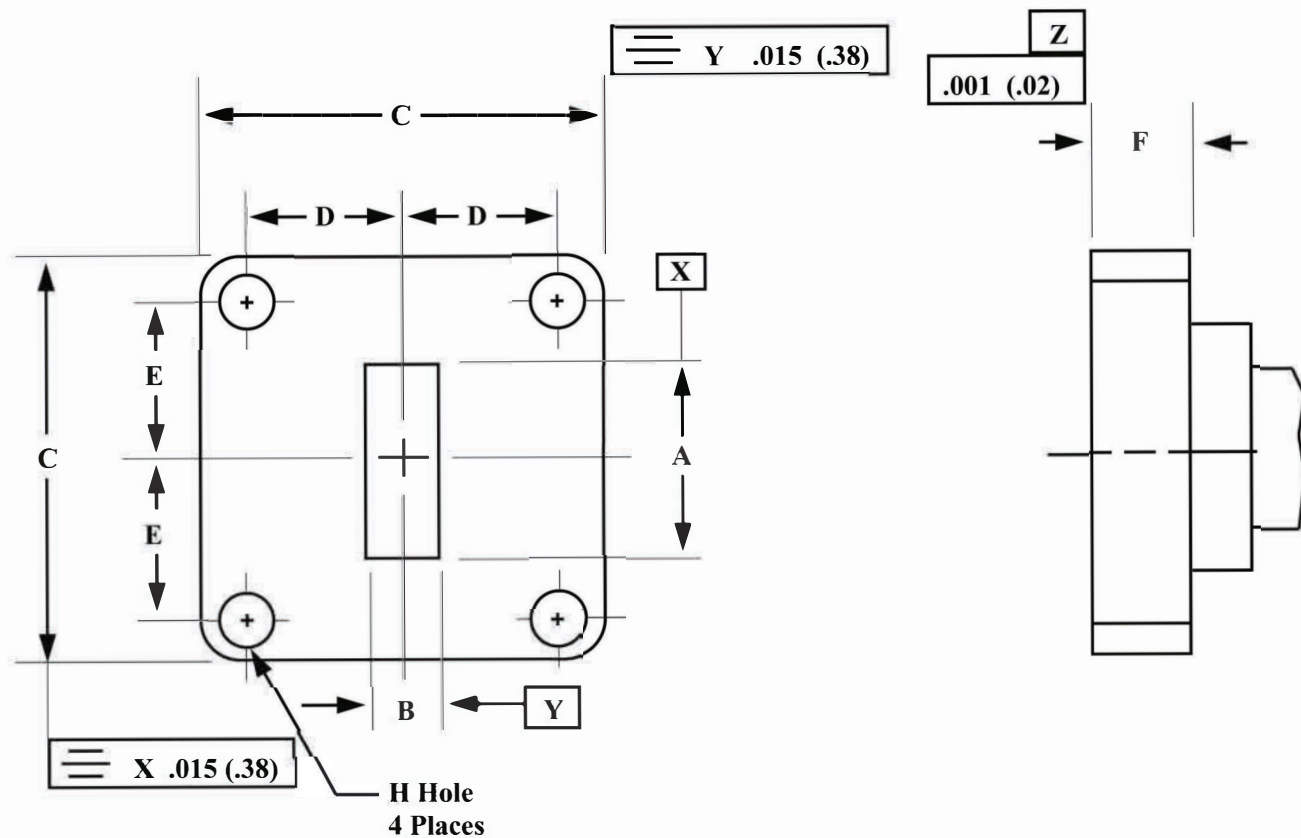
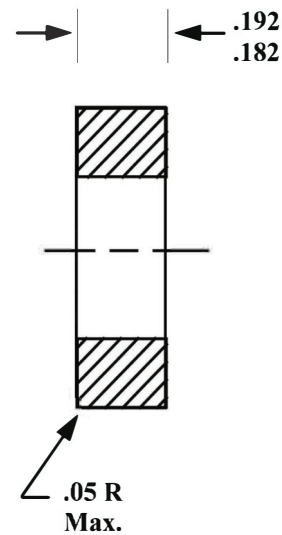
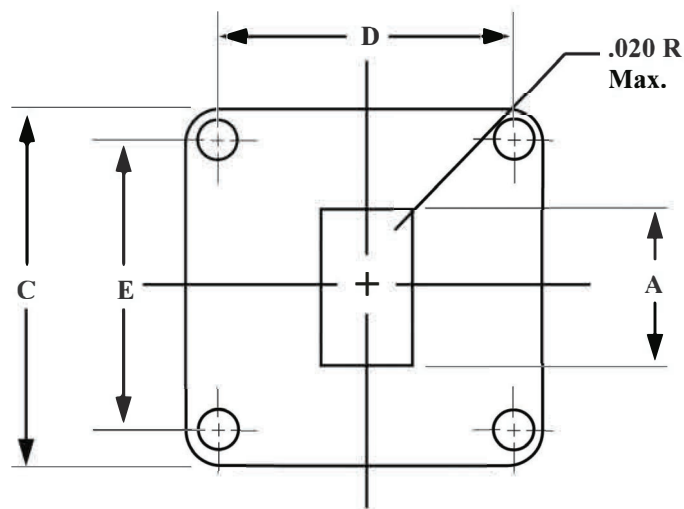
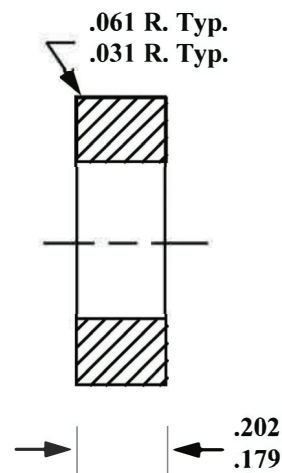
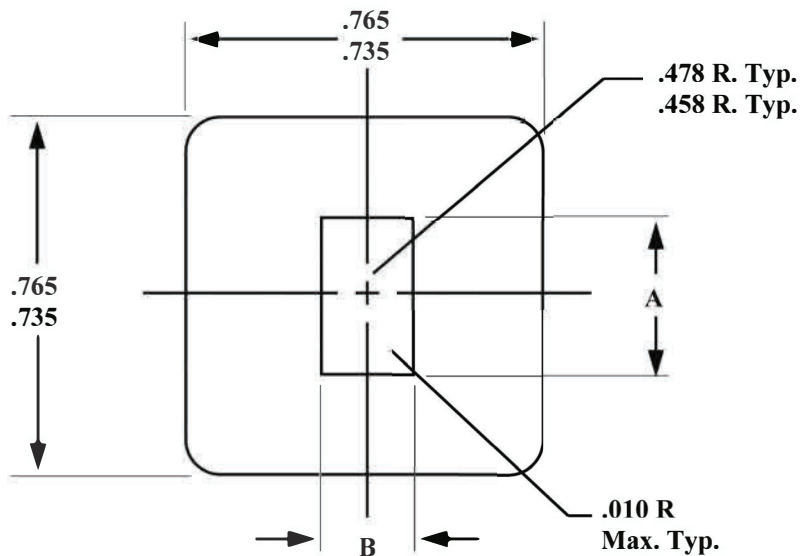


Finished Flange and Waveguide



MIWV Band	Frequency Band (GHz)	MIL Part Number M3922/54-4	A ± .0015 (.04)	B ± .0015 (.04)	C	D BSC	E BSC	F	H	MIWV Flange
K	18.0 26.5	-001	.4200 (10.67)	.1700 (4.32)	.875 ± .015 (22.22)(.38)	.335 (8.51)	.320 (8.13)	.156 ± .015 (3.96)(.38)	.116 + .002 (2.95)(.05)	UG-595/U
A	26.5 40.0	-003	.2800 (7.11)	.1400 (3.56)	.750 ± .005 (19.05)(1.3)	.265 (6.75)	.250 (6.35)	.109 ± .005 (2.77)(.38)	.116 + .002 (2.95)(.05)	UG-599/U
B	33.0 50.0	N/A	.2240 (5.69)	.1120 (2.84)	.750 ± .005 (19.05)(1.3)	.265 (6.75)	.250 (6.35)	.156 ± .005 (3.96)(.38)	.116 + .002 (2.95)(.05)	719 (UG-599/UM)
B	33.0 50.0	N/A	.2240 (5.69)	.1120 (2.84)	.750 ± .005 (19.05)(1.3)	.265 (6.75)	.250 (6.35)	.156 ± .005 (3.96)(.38)	.112-40 UNC-2B	719T
U	40.0 60.0	N/A	.1880 (4.78)	.0940 (2.39)	.750 ± .005 (19.05)(1.3)	.265 (6.75)	.250 (6.35)	.187 ± .005 (4.75)(.38)	.116 + .002 (2.95)(.05)	720 (UG-599/UM)
U	40.0 60.0	N/A	.1880 (4.78)	.0940 (2.39)	.750 ± .005 (19.05)(1.3)	.265 (6.75)	.250 (6.35)	.187 ± .005 (4.75)(.38)	.112-40 UNC-2B	720T

Flange Blank



MIWV Flange Designation	A	B	C	D BSC	E BSC
UG 599A	.364 .362	.224 .222	.755 .745	.530	.500
UG 595K	.505 .503	.255 .253	.890 .860	.670	.640

MIWV Part Number	A +.002-.000	B +.002-.000
719B	.306	.194
720U	.270	.176