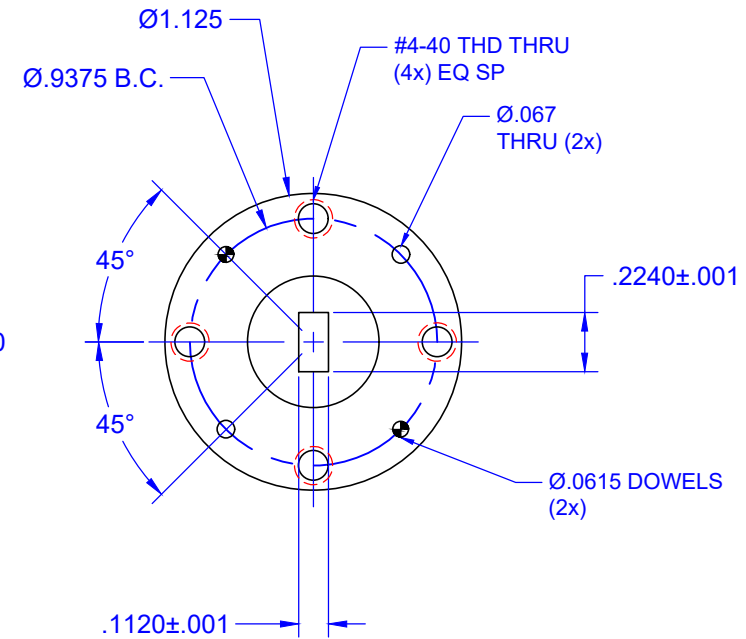
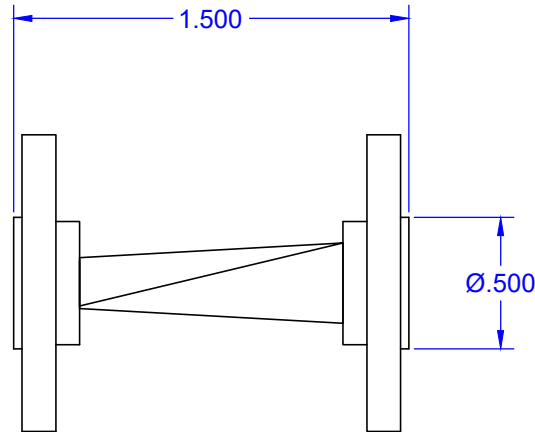
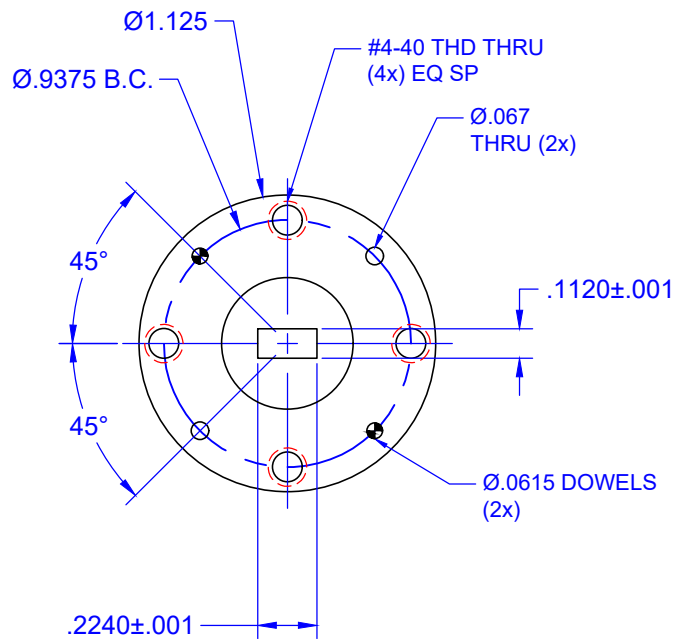


| REVISIONS | | | |
|-----------|-------------|------|----------|
| REV | DESCRIPTION | DATE | APPROVED |
| -- | -- | -- | -- |



| | |
|--|--|
| UNLESS OTHERWISE SPECIFIED ALL SURFACES $\sqrt{32}$ | |
| DIMENSIONS ARE IN INCHES TOLERANCES ARE: DECIMALS: $.1234 \pm .0005$ $.123 \pm .005$ $.12 \pm .01$ ANGLES: $\pm .5$ DEGREES | |
| ALL THREADS TO BE 2A OR 2B | |
| REF DWG #: 12171 | |

| | |
|----------------------------|----|
| THIRD ANGLE PROJECTION | |
| DRAFTING: C.C. | |
| APPROVED: M.S. | |
| DATE: 10-28-21 | |
| SHEET NO. | OF |
| 1 | 1 |

| | |
|----------------------------------|--------|
| Mi-Wave Millimeter Products Inc. | |
| TITLE | |
| 690B-LH-383 OUTLINE | |
| SIZE | DWG NO |
| A | 26263 |